


FEATURES :

- **RF 35 to 45MHz**
- **IF 1KHz to 5MHz**
- **Image Rejection 25dB**



SPECIFICATIONS

RF Frequency Range, [MHz]	35 - 45
LO Frequency Range, [MHz]	40
IF Frequency Range, [MHz]	0.001 - 5
Conversion Loss, typ/max [dB]	7.0/8.0
Image Rejection, typ/min [dB]	23/20
VSWR RF port, max	1.5 : 1
LO port, max	1.2 : 1
IF Port, max	1.5 : 1
Isolation LO - RF, min [dB]	60
LO - IF, min [dB]	60
RF - IF, min [dB]	50
LO Power typ. [dBm]	12±1
Input 1dB C.P. typ [dBm]	+7
Input IP ³ typ [dBm]	+19

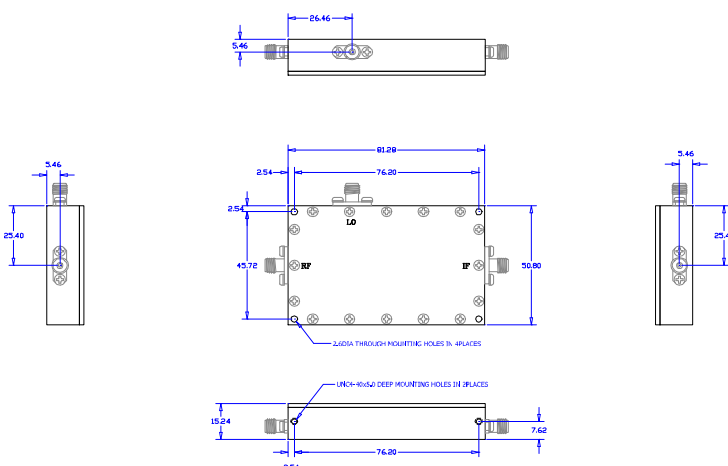
Operating Characteristics

Maximum RF Input Power, [dBm]	20
Maximum LO Power, [dBm]	23
Impedance, [Ohm]	50
Operating Temperature	-20°C to +70°C

Ordering Information

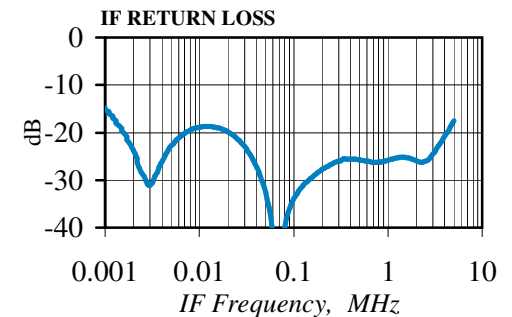
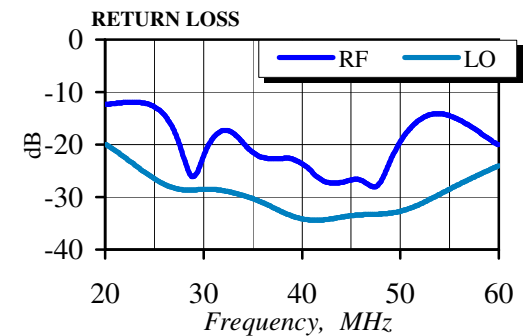
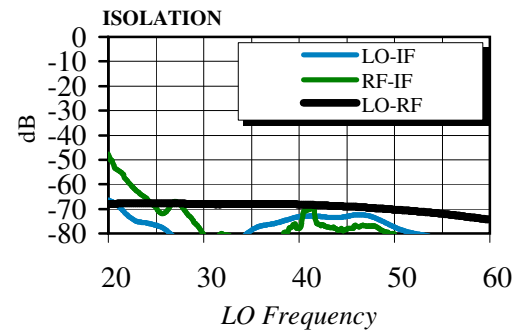
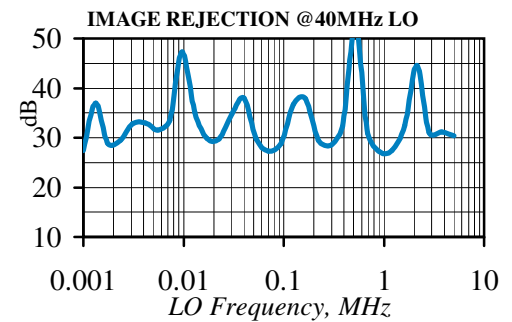
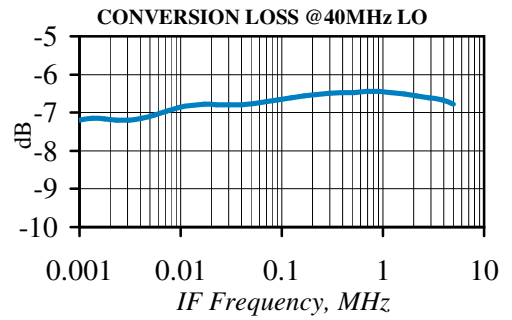
Model No.	Connectors
IRM40-1K-5M	SMA

Outline drawing M2 dimensions in mm



Specifications Subject To Change Without Notice

Typical Performance



RF return loss, IF return loss & RF-IF isolation measured @40MHz LO