

FEATURES :

- **Ultra-Wide Bandwidth**
- **Custom IF Ranges**
- **High Image Rejection**

SPECIFICATIONS

RF Frequency Range, [MHz]	10-1000
LO Frequency Range, [MHz]	10-1000
IF Bandwidth:	up to an octave
Conversion Loss, max [dB]	8.5
Image Rejection, min / typ [dB]	22 / 25
VSWR RF port, max	2.0 : 1
LO port, max	1.7 : 1
IF Port, max	1.5 : 1
Isolation LO - RF, min [dB]	30
LO - IF, min [dB]	40
RF - IF, min [dB]	30
LO Power typ. [dBm]	13±1
Input 1dB C.P. min [dBm]	+5
Input IP ³ min [dBm]	+14

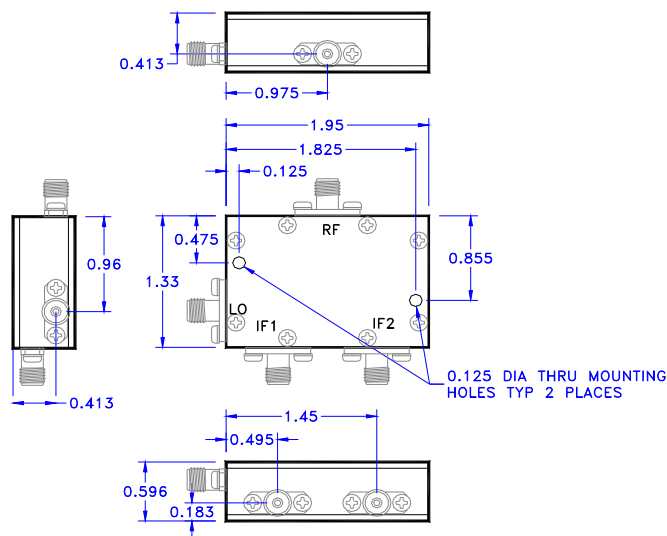
Operating Characteristics

Maximum RF Input Power, [dBm]	20
Maximum LO Power, [dBm]	23
Impedance, [Ohm]	50
Operating Temperature	-20°C to +60°C

Ordering Information

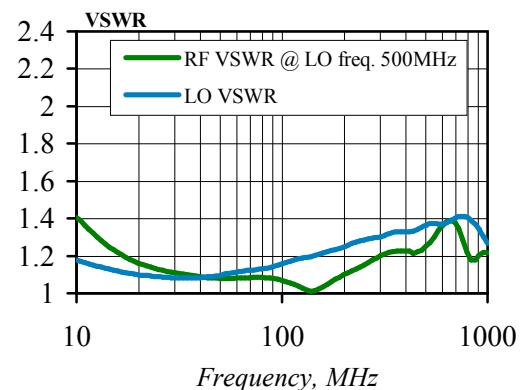
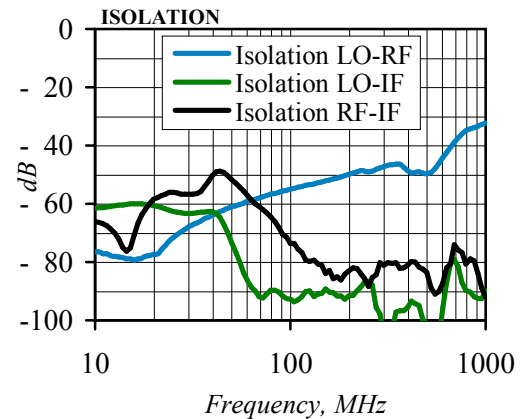
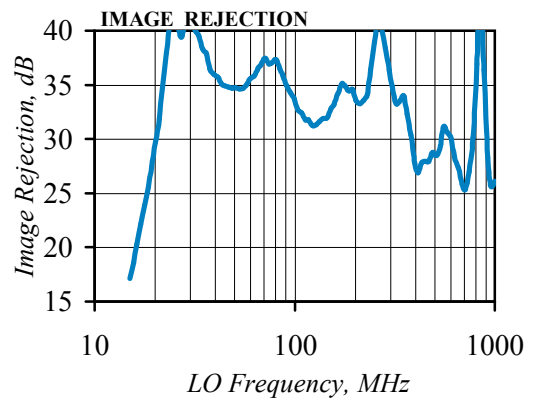
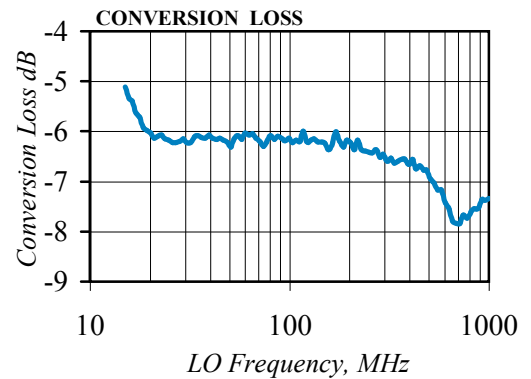
Model No.	Package
IRM10-1000	M1

Outline drawing dimensions in inches



Specifications Subject To Change Without Notice

Typical Performance



All parameters measured at IF Frequency 10 MHz and LO power +13dBm @ +25°C