

FEATURES :

- **Steep Rejection**
- **Small Size**
- **Wide Stopband**

SPECIFICATIONS

3dB Corner Frequency, [MHz] min.	3000
Passband Loss DC to 2800MHz, [dB] max	1.2
Rejection 3.6GHz to 16GHz, [dB] min.	50
VSWR	1.5 : 1

Operating Characteristics

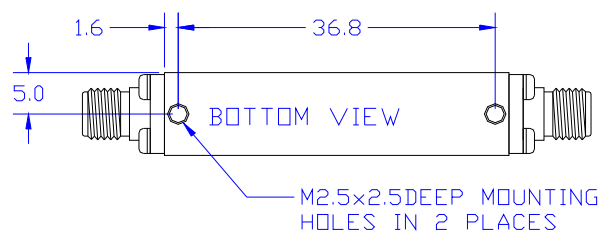
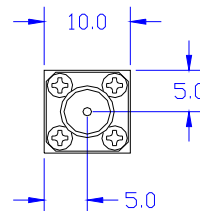
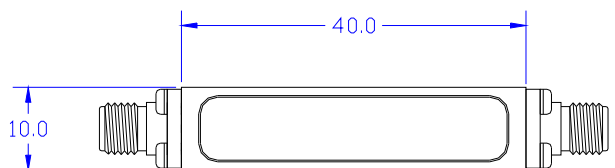
Input Power, [W] with matched load	1
Impedance, [Ohm]	50
Connectors	SMA female
Operating Temperature	-20°C to +70°C

Ordering Information

Model No.

FLL15-3000

Outline drawing dimensions in mm



Typical Performance

